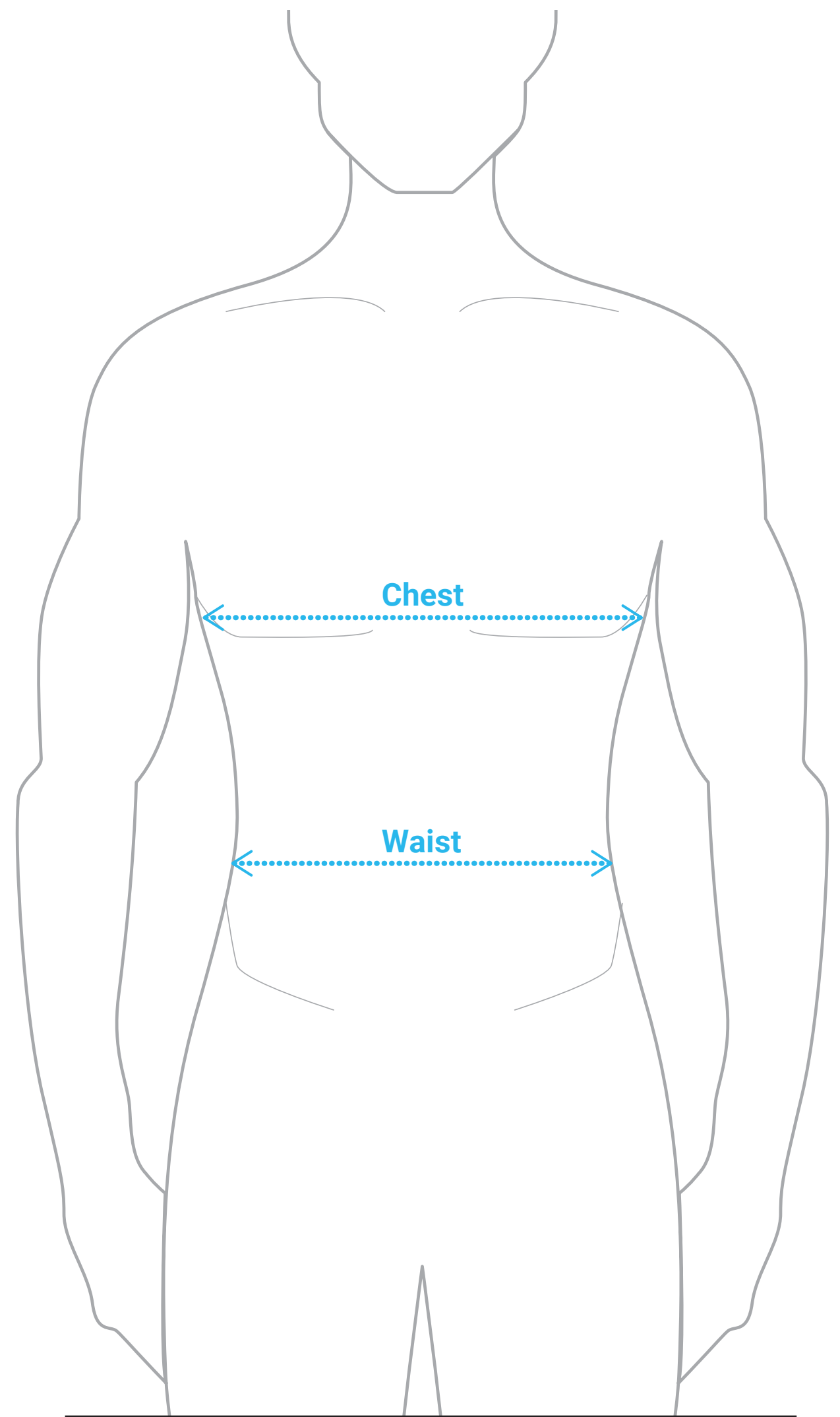


ADULT/MEN'S MEASUREMENT CHARTS

REFLECT ACTUAL BODY MEASUREMENTS

	Chest	Waist	Hip
XS	32"	26"	31.5" - 33.5"
S	34" - 36"	28" - 30"	33.5" - 35.5"
M	38" - 40"	32" - 34"	37.5" - 39.5"
L	42" - 44"	36" - 38"	41.5" - 43"
XL	46" - 48"	40" - 42"	44.5" - 46"
2XL	50" - 52"	44" - 46"	47.5" - 49"
3XL	54" - 56"	48" - 50"	50" - 52.5"
4XL	58" - 60"	52" - 54"	54.5" - 56.5"
5XL	62" - 64"	56" - 58"	58.5" - 60.5"



ADULT/MENS FOOTBALL PANT SIZING

(FOR FPU21 & FPU19)


	Waist
S	31" - 33"
M	34" - 36"
L	37" - 39"
XL	40" - 42"
2XL	43" - 45"
3XL	46" - 48"

Look for these icons to determine the fit of a product:




LOOSE FIT

Cut generously to allow for movement regardless of body type.



FITTED

Built to follow the contours of the body while still allowing ease of movement.



STRETCH FIT

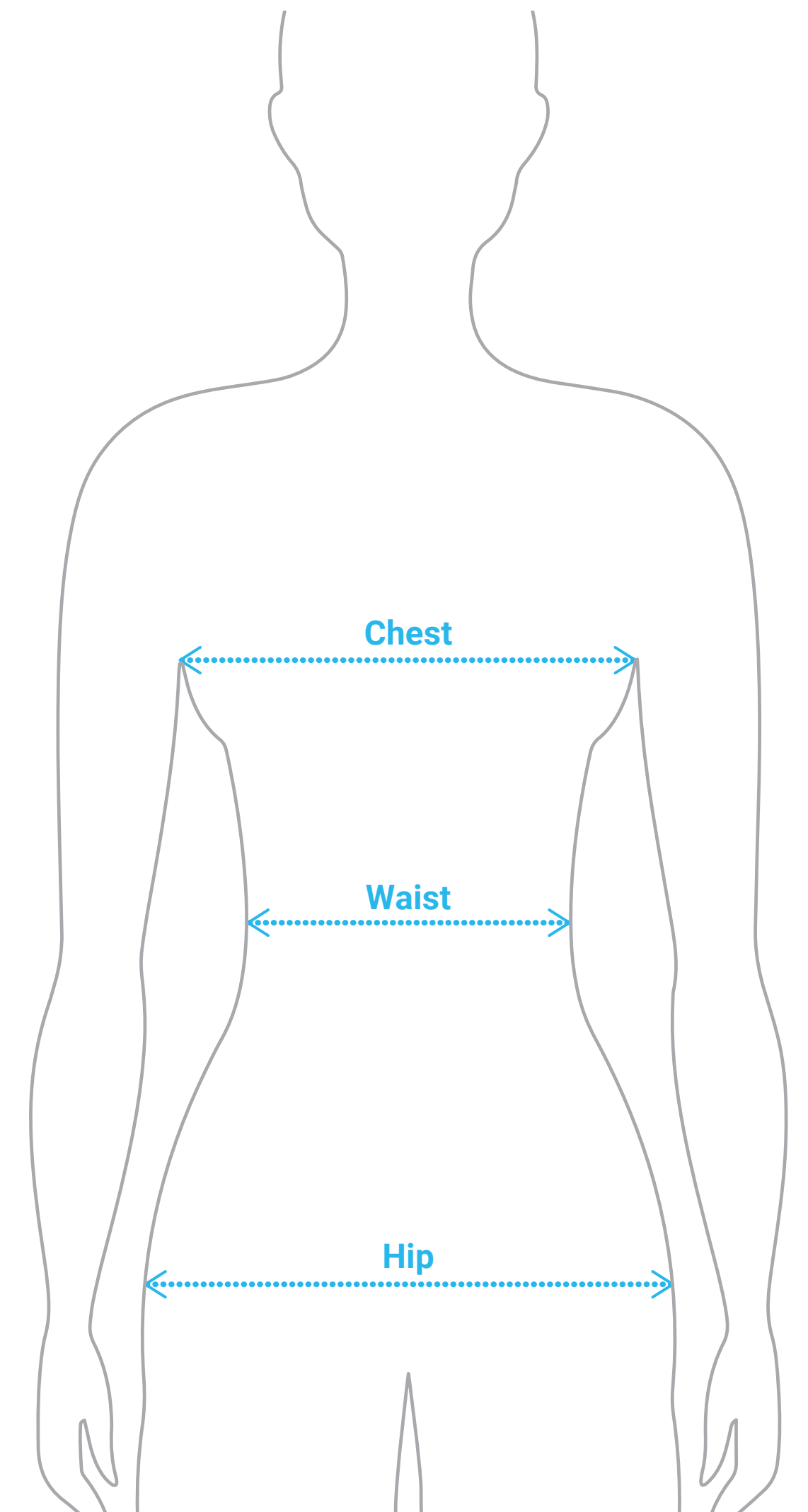
Fits tightly using compression fabrics that expand over the body.

The measurements listed are body measurements (in inches), not garment measurements. If your body measurement is on the borderline between two sizes, order the smaller size for a tighter fit or the larger size for a looser fit.


WOMEN'S MEASUREMENT CHARTS

REFLECT ACTUAL BODY MEASUREMENTS

	Chest	Waist	Hip
XS	31" - 33"	24" - 26"	34" - 36"
S	33" - 35"	26" - 28"	36" - 38"
M	35" - 37"	28" - 30"	38" - 40"
L	37" - 39 ½"	30" - 33"	40" - 43"
XL	39 ½" - 42"	33" - 36"	43" - 46"
2XL	42" - 45"	36" - 40"	46" - 49"
3XL	45" - 48"	40" - 44"	49" - 52"




Look for these icons to determine the fit of a product:




LOOSE FIT

Cut generously to allow for movement regardless of body type.



FITTED

Built to follow the contours of the body while still allowing ease of movement.



STRETCH FIT

Fits tightly using compression fabrics that expand over the body.

The measurements listed are body measurements (in inches), not garment measurements. If your body measurement is on the borderline between two sizes, order the smaller size for a tighter fit or the larger size for a looser fit.

YOUTH MEASUREMENT CHARTS

REFLECT ACTUAL BODY MEASUREMENTS

	Chest	Waist	Hip
XXS	22" - 24"	19" - 21"	23" - 25"
XS	24" - 26"	21" - 23"	25" - 27.75"
S	26" - 28"	23" - 25"	27.75" - 30.5"
M	28" - 30"	25" - 27"	30.5" - 32"
L	30" - 32"	27" - 29"	32" - 33.5"
XL	32" - 34"	29" - 31"	33.5" - 35"
2XL	34" - 36"	31" - 33"	35" - 36.5"

YOUTH FOOTBALL PANT SIZING

(FOR FPU21 & FPU19)

	Waist
XXS	18" - 20"
XS	20" - 22"
S	24" - 26"
M	28" - 30"
L	32" - 34"
XL	34" - 36"
2XL	36" - 38"
HUSKY*	36" - 38"


*Same inseam length as large pant

Look for these icons to determine the fit of a product:




LOOSE FIT

Cut generously to allow for movement regardless of body type.



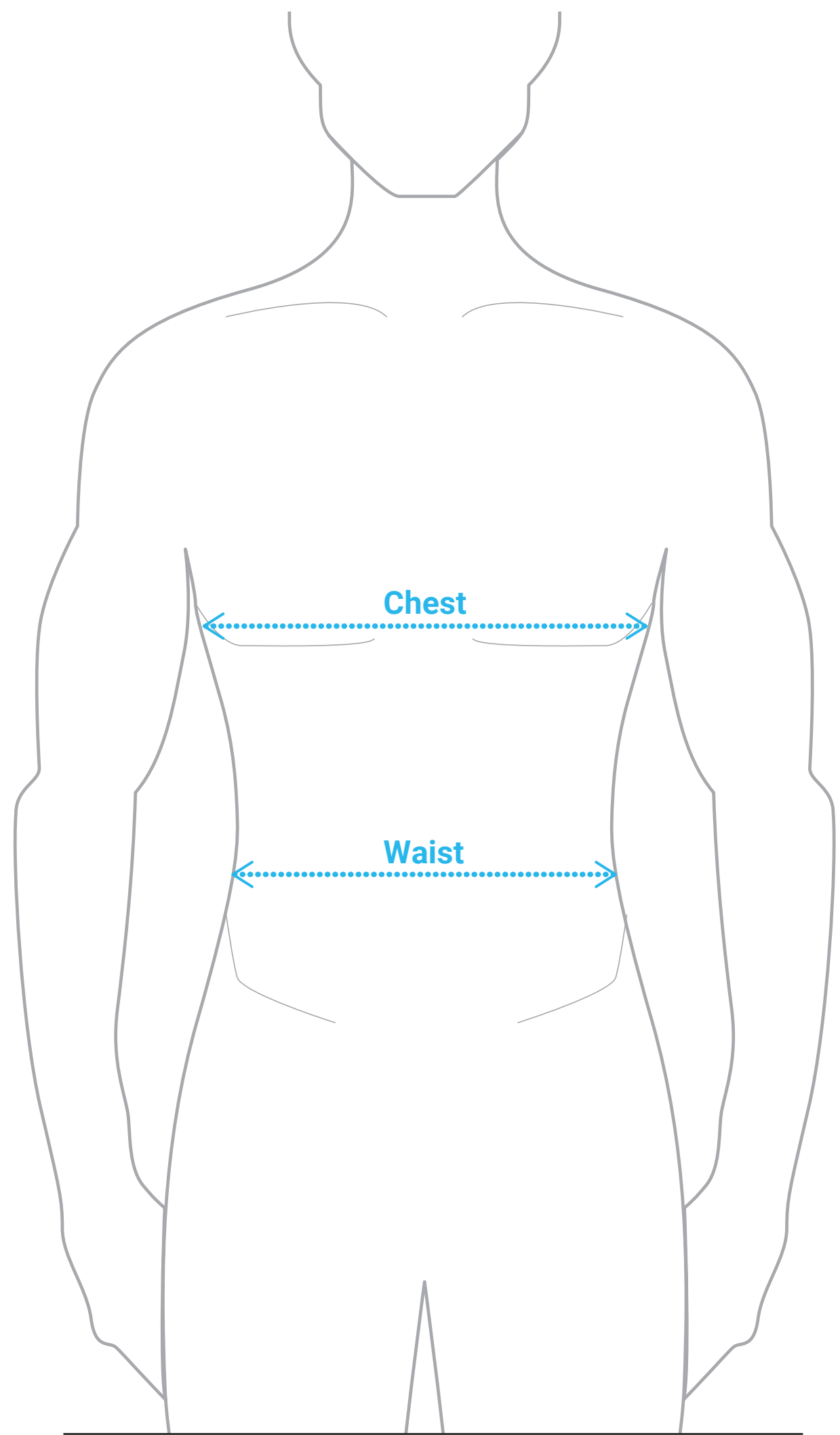
FITTED

Built to follow the contours of the body while still allowing ease of movement.



STRETCH FIT

Fits tightly using compression fabrics that expand over the body.

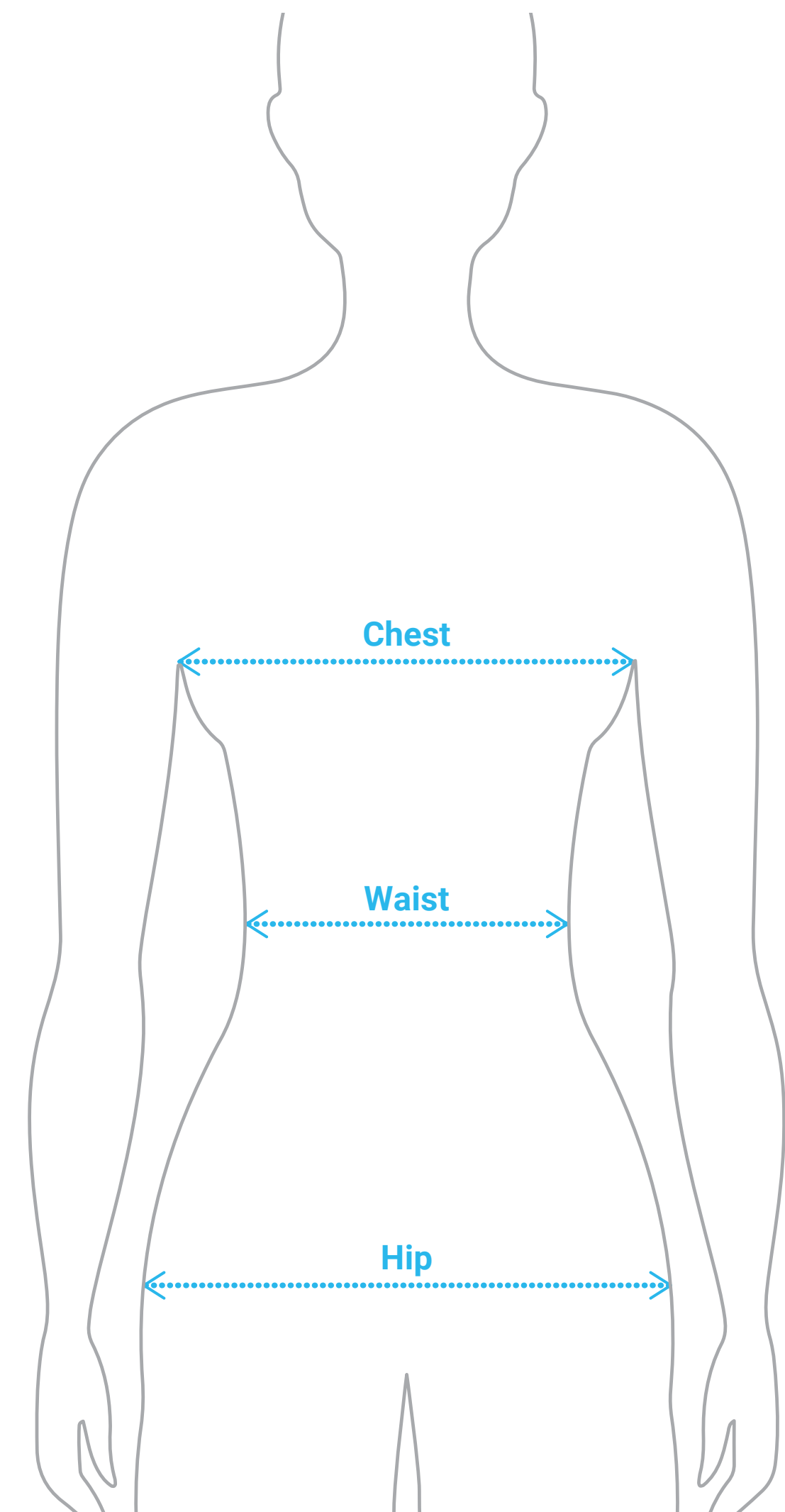


The measurements listed are body measurements (in inches), not garment measurements. If your body measurement is on the borderline between two sizes, order the smaller size for a tighter fit or the larger size for a looser fit.


GIRLS' MEASUREMENT CHARTS

REFLECT ACTUAL BODY MEASUREMENTS

	Chest	Waist	Hip
XS	22" - 24"	20" - 21 ½"	22" - 25"
S	24" - 26 ½"	21 ½" - 23"	25" - 29"
M	26 ½" - 29"	23" - 25"	29" - 32"
L	29" - 32"	25" - 27"	32" - 35"
XL	32" - 35"	27" - 29"	35" - 37"



Look for these icons to determine the fit of a product:




LOOSE FIT

Cut generously to allow for movement regardless of body type.



FITTED

Built to follow the contours of the body while still allowing ease of movement.



STRETCH FIT

Fits tightly using compression fabrics that expand over the body.

The measurements listed are body measurements (in inches), not garment measurements. If your body measurement is on the borderline between two sizes, order the smaller size for a tighter fit or the larger size for a looser fit.

BATTING HELMETS

	Head Size	Circumference
SMALL/T-BALL	6 - 6.5	18 ³/₄" - 20 ¹/₄"
MEDIUM/JUNIOR	6.5 - 7	20 ¹/₄" - 21 ⁷/₈"
LARGE/SENIOR	7 - 7.5	21 ⁷/₈" - 23 ¹/₂"

CATCHER'S HEADGEAR

	Head Size	Circumference
MEDIUM/YOUTH	6.5 - 7	20 ¹/₄" - 21 ⁷/₈"
LARGE/ADULT	7 - 7.5	21 ⁷/₈" - 23 ¹/₂"

CHEST PROTECTORS

	Torso Length
T-BALL	13" - 15"
MID-SIZE YOUTH	15" - 16"
YOUTH	16" - 18"
SENIOR LEAGUE (INTERMEDIATE)	18" - 19"
ADULT	19" +

LEG GUARDS

	Shin Length
T-BALL	9" - 12"
YOUTH	12" - 14 ¹/₂"
SENIOR LEAGUE (INTERMEDIATE)	14 ¹/₂" - 16 ¹/₂"
ADULT	16 ¹/₂" +

The measurements listed are body measurements (in inches), not product measurements. This is intended only as a guide. Protective equipment worn in play or practice should always fit the wearer. Seek advise from a professional to confirm correct fit.

